

Please write clearly in block capitals.

Centre number

--	--	--	--	--

Candidate number

--	--	--	--

Surname

Forename(s)

Candidate signature

A-level MATHEMATICS

Unit Decision 2

Wednesday 29 June 2016

Morning

Time allowed: 1 hour 30 minutes

Materials

For this paper you must have:

- the blue AQA booklet of formulae and statistical tables.

You may use a graphics calculator.

Instructions

- Use black ink or black ball-point pen. Pencil should only be used for drawing.
- Fill in the boxes at the top of this page.
- Answer **all** questions.
- Write the question part reference (eg (a), (b)(i) etc) in the left-hand margin.
- You must answer each question in the space provided for that question. If you require extra space, use an AQA supplementary answer book; do **not** use the space provided for a different question.
- Do not write outside the box around each page.
- Show all necessary working; otherwise marks for method may be lost.
- Do all rough work in this book. Cross through any work that you do not want to be marked.
- The **final** answer to questions requiring the use of calculators should be given to three significant figures, unless stated otherwise.

Information

- The marks for questions are shown in brackets.
- The maximum mark for this paper is 75.

Advice

- You do not necessarily need to use all the space provided.



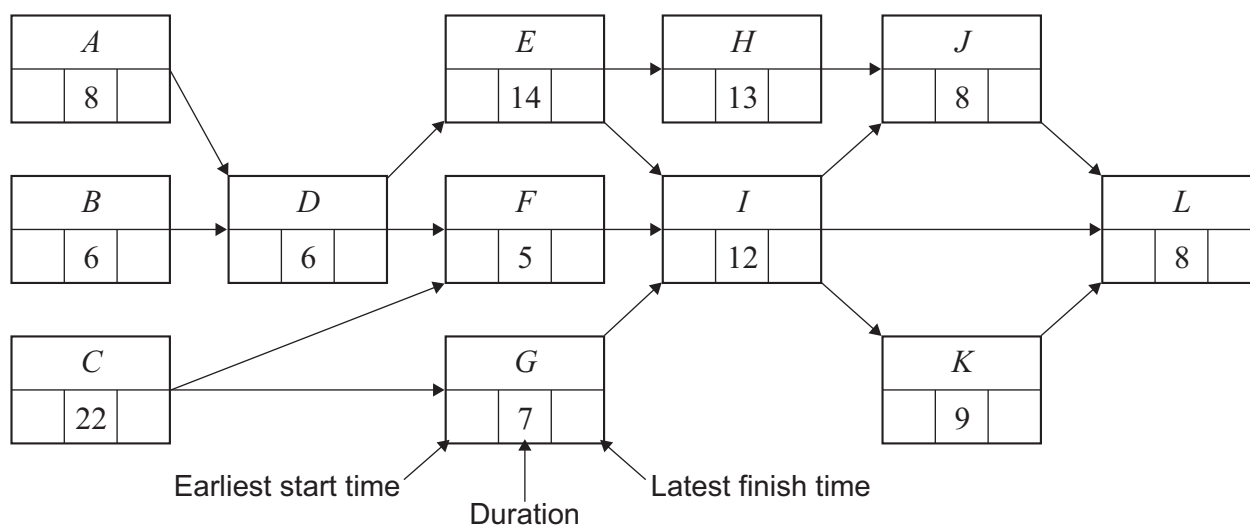
Answer **all** questions.

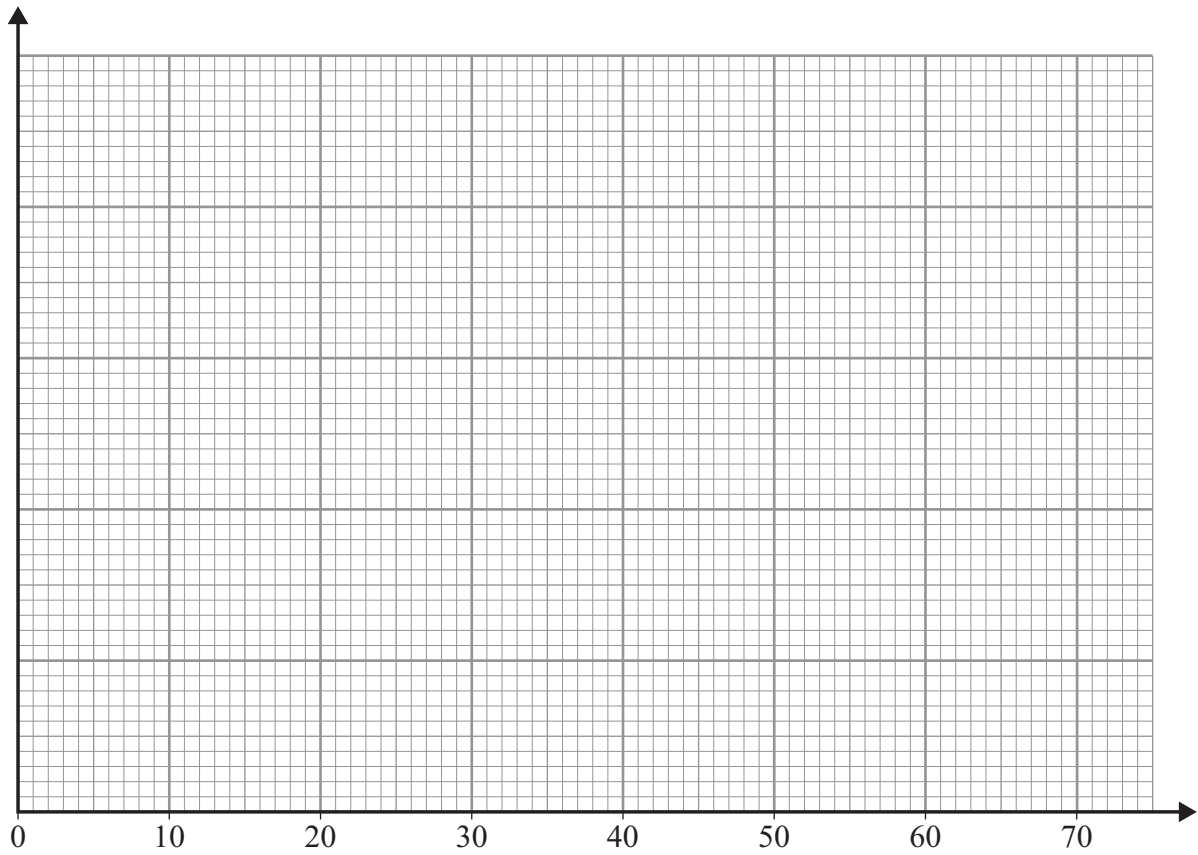
Answer each question in the space provided for that question.

- 1** **Figure 1** below shows an activity diagram for a project. Each activity requires one worker. The duration required for each activity is given in hours.
- (a) Find the earliest start time and the latest finish time for each activity and insert these values on **Figure 1**. [4 marks]
- (b) (i) Find the critical path. [1 mark]
- (ii) Find the float time of activity *F*. [1 mark]
- (c) Using **Figure 2** on page 3, draw a resource histogram to illustrate how the project can be completed in the minimum time, assuming that each activity is to start as early as possible. [3 marks]
- (d) (i) Given that there are two workers available for the project, find the minimum completion time for the project. [2 marks]
- (ii) Write down an allocation of tasks to the two workers that corresponds to your answer in part (d)(i). [1 mark]

Answer space for question 1

Figure 1



QUESTION
PART
REFERENCE**Answer space for question 1****Figure 2****Turn over ►**



QUESTION
PART
REFERENCE**Answer space for question 1****Turn over ►**

- 2** Alan, Beth, Callum, Diane and Ethan work for a restaurant chain. The costs, in pounds, for the five people to travel to each of five different restaurants are recorded in the table below.

Alan cannot travel to restaurant 1 and Beth cannot travel to restaurants 3 and 5, as indicated by the asterisks in the table.

	Alan	Beth	Callum	Diane	Ethan
Restaurant 1	***	10	15	14	11
Restaurant 2	9	8	13	11	10
Restaurant 3	17	***	20	18	16
Restaurant 4	8	9	12	11	10
Restaurant 5	12	***	16	15	15

- (a) Using the Hungarian algorithm, find all possible ways of allocating the five people each to a different restaurant, so that the total of their travelling costs is minimised. **[9 marks]**
- (b) Find the minimum total cost. **[1 mark]**

QUESTION
PART
REFERENCE

Answer space for question 2



[illegible]

Turn over ►



QUESTION	PART	REFERENCE
----------	------	-----------

Answer space for question 2

3

$$\begin{aligned}
 &\text{Maximise} && P = 2x - 3y + 4z \\
 &\text{subject to} && x + 2y + z \leq 20 \\
 &&& x - y + 3z \leq 24 \\
 &&& 3x - 2y + 2z \leq 30 \\
 &\text{and} && x \geq 0, y \geq 0, z \geq 0.
 \end{aligned}$$

- (a) Display the linear programming problem in a Simplex tableau. **[2 marks]**
- (b) (i) The first pivot to be chosen is from the z -column. Identify the pivot and explain why this particular value is chosen. **[2 marks]**
- (ii) Perform one iteration of the Simplex method. **[3 marks]**
- (iii) Perform one further iteration. **[3 marks]**
- (c) Interpret your final tableau and state the values of your slack variables. **[3 marks]**

QUESTION
PART
REFERENCE**Answer space for question 3**

[illegible]

Turn over ►



[illegible]

[illegible]

Turn over ►



- 4** Monica and Vladimir play a zero-sum game. The game is represented by the following pay-off matrix for Monica.

		Vladimir			
		Strategy	D	E	F
Monica	A	−1	−5	0	
	B	−4	1	−5	
	C	−2	4	−3	

- (a) Explain what is meant by the term ‘zero-sum’ game. [1 mark]
- (b) Determine the play-safe strategy for each player. [2 marks]
- (c) Find the optimal mixed strategy for Monica and show that the value of the game is -1.4 . [8 marks]
- (d) Find the optimal mixed strategy for Vladimir. [4 marks]

QUESTION
PART
REFERENCE

Answer space for question 4



[illegible]

Turn over ►





[illegible]

Turn over ►



5

Robert is planning to renovate four houses, A , B , C and D , at the rate of one per month. The houses can be renovated in any order but the costs will vary because some of the materials left over from renovating one house can be used for the next one. The expected profits, in hundreds of pounds, are given in the table below.

Month	Houses already renovated	Expected profit (£00s)			
		A	B	C	D
March	–	40	55	60	70
April	A	–	60	71	75
	B	50	–	70	77
	C	47	56	–	79
	D	52	68	68	–
May	A and B	–	–	75	81
	A and C	–	59	–	80
	A and D	–	62	74	–
	B and C	56	–	–	85
	B and D	59	–	77	–
	C and D	57	60	–	–
June	A , B and C	–	–	–	88
	A , B and D	–	–	83	–
	A , C and D	–	70	–	–
	B , C and D	66	–	–	–

- (a) By completing the table opposite, use dynamic programming, working backwards from June, to find the schedule that maximises the total expected profit.

[10 marks]

- (b) State this maximum expected profit.

[1 mark]



Turn over ►



[illegible]

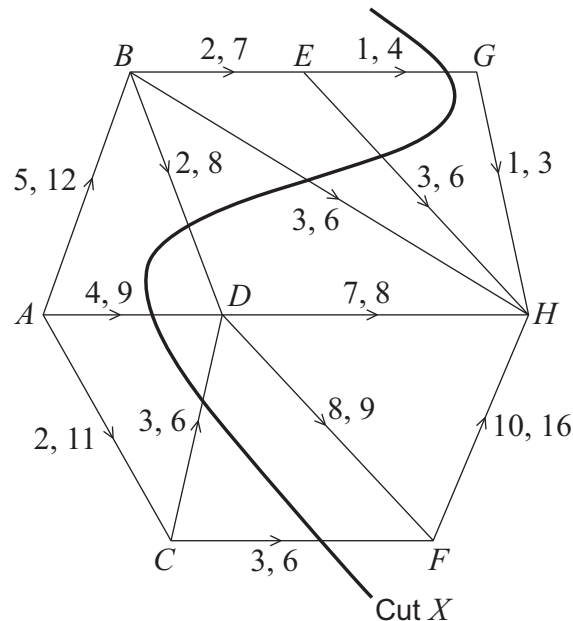
[illegible]

Turn over ►



6

The network shows a system of pipes with lower and upper capacities for each pipe in litres per second.



(a) (i) Find the value of the cut X .

[1 mark]

(ii) Hence state what can be deduced about the maximum flow from A to H .

[1 mark]

(b) **Figure 3** shows a partially completed diagram for a feasible flow of 28 litres per second from A to H .

Indicate, on **Figure 3**, the flows along the edges BD , BE and CD .

[3 marks]

(c) (i) Using your feasible flow from part (b) as an initial flow, indicate potential increases and decreases of the flow along each edge on **Figure 4**.

[3 marks]

(ii) Use flow augmentation on **Figure 4** to find the maximum flow from A to H . You should indicate any flow augmenting paths in the table and modify the potential increases and decreases of the flow on the network.

[4 marks]

(iii) State the maximum flow and indicate a maximum flow on **Figure 5**.

[2 marks]

QUESTION
PART
REFERENCE

Answer space for question 6



QUESTION
PART
REFERENCE

Answer space for question 6

Figure 3

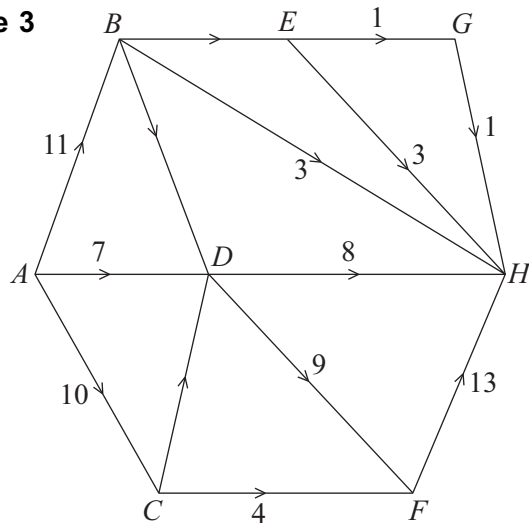
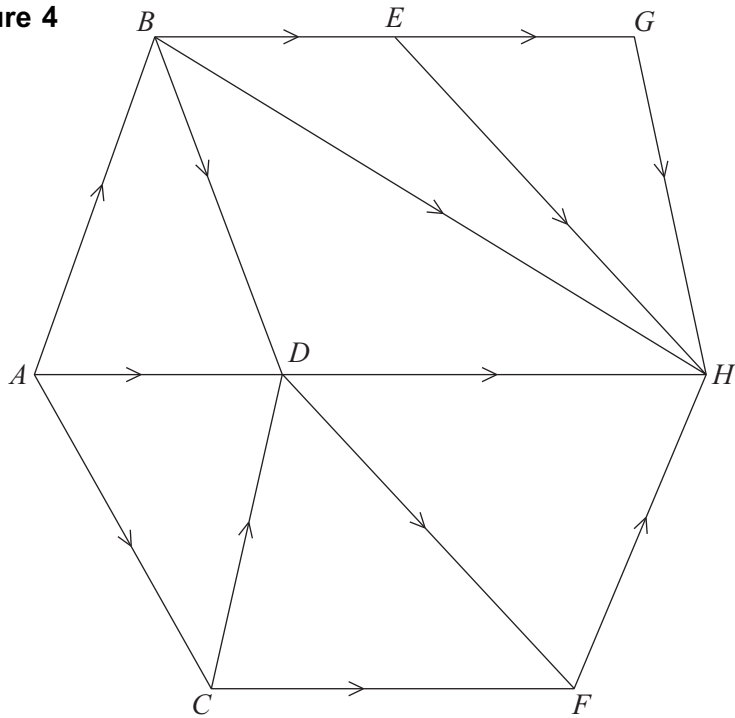
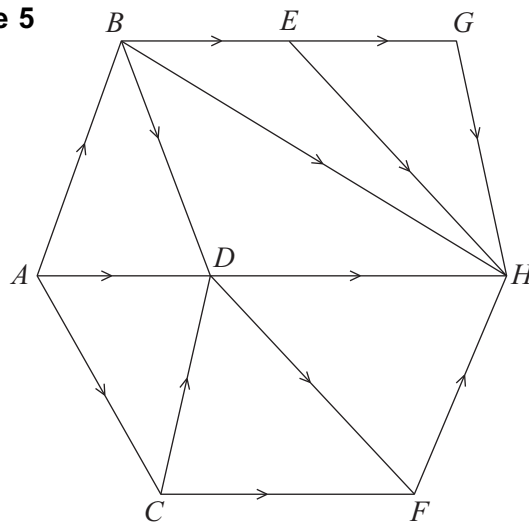


Figure 4



Flow	Value

Figure 5



Turn over ►



[illegible]

END OF QUESTIONS

Copyright information

For confidentiality purposes, from the November 2015 examination series, acknowledgements of third party copyright material will be published in a separate booklet rather than including them on the examination paper or support materials. This booklet is published after each examination series and is available for free download from www.aqa.org.uk after the live examination series.

Permission to reproduce all copyright material has been applied for. In some cases, efforts to contact copyright-holders may have been unsuccessful and AQA will be happy to rectify any omissions of acknowledgements. If you have any queries please contact the Copyright Team, AQA, Stag Hill House, Guildford, GU2 7XJ.

Copyright © 2016 AQA and its licensors. All rights reserved.

